

IMPORTANT SAFETY INSTRUCTIONS

WHEN USING ELECTRICAL APPLIANCES, BASIC SAFETY PRECAUTIONS SHOULD ALWAYS BE FOLLOWED, INCLUDING THE FOLLOWING:

READ ALL INSTRUCTIONS BEFORE USING THIS MIRROR

DANGER— TO REDUCE THE RISK OF ELECTRIC SHOCK: ALWAYS UNPLUG THIS MIRROR FROM THE ELECTRICAL OUTLET BEFORE CLEANING.

WARNING— TO REDUCE THE RISK OF BURNS, ELECTROCUTION, FIRE, OR INJURY TO PERSONS:

1. Unplug from outlet before putting on or taking off parts.
2. This mirror should not be used by or near children or individuals with certain disabilities.
3. Use this mirror only for its intended use as described in these instructions. Do not use attachments not recommended by the manufacturer.
4. Never operate this mirror if it has a damaged cord or plug, if it is not working properly, if it has been dropped or damaged, or dropped into water. Return the mirror to a service center for examination and repair.
5. Keep the cord away from heated surfaces.

6. Never drop or insert an object into any opening.
7. Do not use outdoors.
8. Do not operate where aerosol (spray) products are being used or where oxygen is being administered.
9. To disconnect, turn all controls to the off position, then remove plug from outlet.
10. Be sure mirror is not in a position where it can reflect sunlight; reflected sunlight can cause fire.
11. Do not use on a soft surface such as a bed, where openings may be blocked.
12. Turn switch to off position and unplug cord before replacing light bulbs.
13. Do not place or store mirror where it can fall or be pulled into a tub or sink.
14. If mirror falls into water, unplug it immediately. Do not reach into the water.
15. Never use while sleeping.
16. Do not use bulb greater than 20 watts. Use in any 120 volt, 60 hertz AC electric outlet (ordinary house current). Do not use it in any other electrical outlet. There is an electric outlet in base. Do not plug any appliance over 1200 watts into this outlet.
17. To protect against electrical hazards, do not use while bathing or in the shower.
18. Unplug the mirror from outlet before cleaning. Do not leave mirror unattended when it is plugged in.

FOR HOUSEHOLD USE ONLY

SAVE THESE INSTRUCTIONS

OPERATING INSTRUCTIONS

To reduce the risk of electric shock, this mirror has a polarized plug (one blade is wider than the other). This plug will fit in a polarized outlet only one way, if the plug does not fit fully in the outlet reverse the plug. If the plug does not fit, contact a qualified electrician to install the proper outlet. Do not change the plug in any way.

CAUTION: BE SURE DIRECT SUNLIGHT DOES NOT STRIKE MIRROR WHEN LEFT UNATTENDED; REFLECTED SUNLIGHT CAN CAUSE FIRE.

1. Your lighted makeup mirror will rotate 360° so that you can use either the normal, flat mirror or the 7x magnifying mirror located on the opposite side.
2. Plug into any standard wall outlet (120 volt AC). Switch to the on position.
3. After use, always turn switch to the off position, and unplug from the wall outlet.
4. To store the mirror, see "STORAGE" for detailed information.

TO REPLACE BULB

CAUTION: TURN OFF POWER AND UNPLUG. ALLOW TO COOL AT LEAST 3 MINUTES BEFORE REPLACING BULB.

To order replacement: Call 1-800-3CONAIR. Ask for replacement bulbs information: Part #RP-34

1. Remove screws from left and right sides of mirror (Figure 1).
2. Carefully lift off the removable housing from the half that is affixed to the stand.

3. Unscrew the old bulb and replace with new bulb (Figure 2).
4. Carefully replace the removable half after locating and aligning the screw holes to the fixed half.
5. Insert screws into screw holes and tighten.

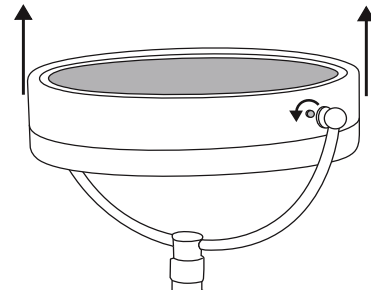


Figure 1

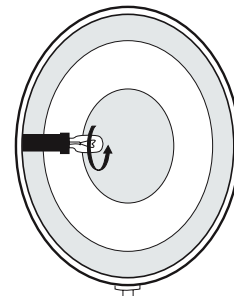


Figure 2

MAINTENANCE

Your lighted mirror is designed for household use and is virtually maintenance-free. No lubrication is needed.

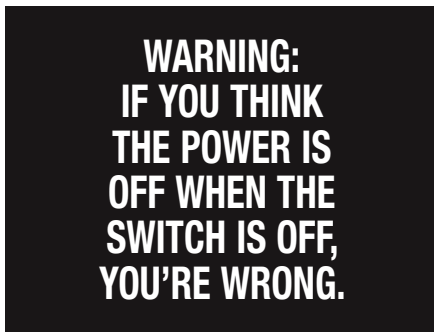
If cleaning becomes necessary, disconnect the appliance from the power source, allow to cool, and wipe exterior with a cloth. Clean mirror surfaces with a glass cleaner. Do not light until you are certain mirror is completely dry.

If any abnormal condition occurs, unplug the mirror, allow it to cool, and return it to an authorized service center for repair.


Handle cord carefully to prolong its life; do not jerk or strain at plug connections, or wrap cord around mirror for storage. This could cause damage to the cord and the mirror could short circuit. To store mirror, coil cord loosely.

STORAGE

Disconnect from electrical outlet. BE SURE DIRECT SUNLIGHT DOES NOT STRIKE MIRROR WHEN LEFT UNATTENDED; REFLECTED SUNLIGHT CAN CAUSE FIRE. Allow to cool to room temperature before storing. Place in cool, dry area out of reach of children, where mirror will not be damaged.



KEEP AWAY FROM WATER



Everybody knows that electricity and water are a dangerous combination. But did you know that an electrical appliance is still electrically live even if the switch is off? If the plug is in, the power is on. So when you are not using your appliances, keep them unplugged.

**ALWAYS UNPLUG
SMALL APPLIANCES**

LIMITED ONE-YEAR WARRANTY

Conair will repair or replace (at our option) your unit free of charge for 12 months from the date of purchase if the appliance is defective in workmanship or materials.

To obtain service under this warranty, return the defective product to the service center listed below, together with your purchase receipt and \$3.00 for postage and handling. California residents need only provide proof of purchase and should call 1-800-366-0937 for shipping instructions. In the absence of a purchase receipt, the warranty period shall be 12 months from the date of manufacture.

ANY IMPLIED WARRANTIES, OBLIGATIONS, OR LIABILITIES, INCLUDING BUT NOT LIMITED TO THE IMPLIED WARRANTY OF MERCHANTABILITY AND FITNESS FOR A PARTICULAR PURPOSE, SHALL BE LIMITED IN DURATION TO THE 12-MONTH DURATION OF THIS WRITTEN, LIMITED WARRANTY.

Some states do not allow limitations on how long an implied warranty lasts, so the above limitations may not apply to you.

IN NO EVENT SHALL CONAIR BE LIABLE FOR ANY SPECIAL, INCIDENTAL, OR CONSEQUENTIAL DAMAGES FOR BREACH OF THIS OR ANY OTHER WARRANTY, EXPRESS OR IMPLIED, WHATSOEVER.

Some states do not allow the exclusion or limitation of special, incidental, or consequential damages, so the above limitation may not apply to you.

This warranty gives you specific legal rights, and you may also have other rights, which vary from state to state.

For info on any Conair product call: 1-800-3-CONAIR or visit us on the web at: www.conair.com

Service Center

Conair Corporation
Service Department
7475 North Glen Harbor Blvd.,
Glendale, AZ 85307

©2007 Conair Corporation
Model BE47BR

IB-7420
07PM8005

Double Sided Oval Illuminated Mirror

With 7x/1x Magnification



Oiled Bronze Finish
PICTURE PERFECT® Reflection Glass

Use and Care Guide
CONAIR®

For BE47BR

For your safety and continued enjoyment of this product, always read the instruction book carefully before using.