

# IMPORTANT SAFETY INSTRUCTIONS

WHEN USING ELECTRICAL APPLIANCES, BASIC SAFETY PRECAUTIONS SHOULD ALWAYS BE TAKEN, INCLUDING THE FOLLOWING:

**READ ALL INSTRUCTIONS BEFORE USING APPLIANCE.**  
**KEEP AWAY FROM WATER.**

**DANGER** — TO REDUCE THE RISK OF ELECTRIC SHOCK: ALWAYS UNPLUG THIS APPLIANCE FROM THE ELECTRICAL OUTLET BEFORE CLEANING.

**WARNING** — TO REDUCE THE RISK OF BURNS, ELECTROCUTION, FIRE, OR INJURY TO PERSONS:


1. Read all instructions before using the appliance.
2. To protect against electrical hazards, do not use while bathing or in the shower.
3. Close supervision is necessary when any appliance is used by or near children or by invalids.
4. Do not operate this appliance if the appliance malfunctions or has been dropped or damaged in any manner. Return appliance to nearest service facility for examination, electrical or mechanical adjustment, or repair. No repairs should be attempted by the consumer.
5. Use appliance only for intended use as described in this instruction book. The use of attachments not recommended or sold by Conair may cause hazards.

6. Do not use outdoors or operate where aerosol (spray) products are being used, or where oxygen is being administered.
7. Be sure mirror is not in a position where it can reflect sunlight; reflected sunlight can cause fire.
8. Do not use on a soft surface such as a bed, where openings may be blocked.
9. Turn switch to Off position before replacing light bulb.
10. Do not place or store appliance where it can fall or be pulled into a tub or sink.
11. Do not place in or drop into water or other liquid.
12. If an appliance falls into water, unplug it immediately. **Do not reach into the water.**

**FOR HOUSEHOLD USE ONLY**

## SAVE THESE INSTRUCTIONS OPERATING INSTRUCTIONS

1. Your lighted makeup mirror is 5.5" in diameter with 5x and 1x magnification. (Fig. 1)
2. This unit operates on 3 AA batteries (not included). Turn switch to the On position.
3. After use, always turn switch to the Off position.
4. The beauty and design of this mirror will complement any environment. Therefore, you may wish to leave the mirror displayed. However, if you choose to store the mirror, see STORAGE for detailed information.



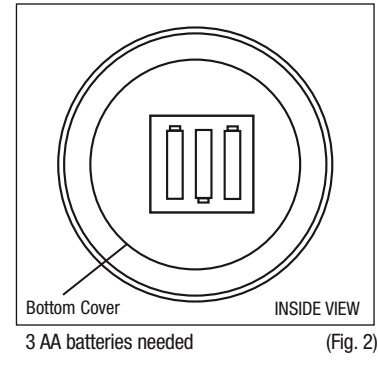
(Fig. 1)

### TO REPLACE BULB

**CAUTION: TURN OFF POWER AND UNPLUG. ALLOW TO COOL AT LEAST 3 MINUTES BEFORE REPLACING BULB.**

**TO ORDER REPLACEMENT PARTS:**  
Call 1-800-3CONAIR for part # RP110 Replacement Bulbs.

1. Unscrew the two side screws on the mirror head (Fig. 1).
2. Carefully remove the 5x magnification mirror head housing.
3. Unscrew light bulb and replace with new light bulb.
4. Replace mirror head by lining up the screw holes and screw into place.



(Fig. 2)

### TO INSTALL BATTERIES (not included)

1. Remove battery cover.
2. Install 3 AA new batteries as indicated on battery compartment (Fig. 2).
3. Replace battery cover by snapping it into place.

### MAINTENANCE

Your lighted mirror is designed for household use and is virtually maintenance-free. No lubrication is needed.

If cleaning becomes necessary, disconnect the appliance from the power source and wipe exterior with a damp cloth. Clean mirror surfaces with a glass cleaner. Do not light until you are certain mirror is completely dry.


If any abnormal condition occurs, unplug the lighted mirror, allow it to cool, and return it to an authorized service center for repair.

## STORAGE

BE SURE DIRECT SUNLIGHT DOES NOT STRIKE MIRROR WHEN LEFT UNATTENDED. Allow to cool to room temperature before storing. Place in cool, dry area out of reach of children, and where mirror will not be damaged.

**WARNING:  
IF YOU THINK THE  
POWER IS OFF  
WHEN THE  
SWITCH IS OFF,  
YOU'RE WRONG.**

**KEEP AWAY FROM WATER**



Everybody knows that electricity and water are a dangerous combination. But did you know that an electrical appliance is still electrically live even if the switch is off? If the plug is in, the power is on. So when you are not using your appliances, keep them unplugged.

**ALWAYS UNPLUG  
SMALL APPLIANCES**

## LIMITED ONE YEAR WARRANTY

Conair will repair or replace (at our option) your unit free of charge for 12 months from the date of purchase if the appliance is defective in workmanship or materials.

To obtain service under this warranty, return the defective product to the service center listed below, together with your purchase receipt and \$5.00 for postage and handling. California residents need only provide proof of purchase and should call 1-800-366-0937 for shipping instructions. In the absence of a purchase receipt, the warranty period shall be 12 months from the date of manufacture.

**ANY IMPLIED WARRANTIES, OBLIGATIONS, OR LIABILITIES, INCLUDING BUT NOT LIMITED TO THE IMPLIED WARRANTY OF MERCHANTABILITY AND FITNESS FOR A PARTICULAR PURPOSE, SHALL BE LIMITED IN DURATION TO THE 12-MONTH DURATION OF THIS WRITTEN, LIMITED WARRANTY.** Some states do not allow limitations on how long an implied warranty lasts, so the above limitations may not apply to you.

**IN NO EVENT SHALL CONAIR BE LIABLE FOR ANY SPECIAL, INCIDENTAL, OR CONSEQUENTIAL DAMAGES FOR BREACH OF THIS OR ANY OTHER WARRANTY, EXPRESS OR IMPLIED, WHATSOEVER.** Some states do not allow the exclusion or limitation of special, incidental, or consequential damages, so the above limitation may not apply to you.

This warranty gives you specific legal rights, and you may also have other rights, which vary from state to state.

### Service Center

Conair Corporation  
Service Department  
7475 North Glen Harbor Blvd.  
Glendale, AZ 85307

©2010 Conair Corporation

Model BE4NW  
09PM17372

IB-9691

reflections  
HOME VANITY COLLECTION



**CONAIR**

Battery operated (3 AA not included)

For your safety and continued enjoyment of this product, always read the instruction book carefully before using.  
Model BE4NW