

Before Using Scale

1. Remove all packaging materials.
2. Remove the isolator tab from the battery compartment. Without opening the battery cover at the bottom of the scale, gently pull out the isolator tab. (If the tab cannot be pulled out or if the display does not light up after the tab is pulled, remove the screw from the battery cover and remove the cover. Gently pull out the isolator tab. Ensure the batteries are installed correctly. Replace the battery cover and tighten the screw.)
3. For best accuracy, place scale on a tile or hardwood floor rather than on uneven, flexible or soft flooring, such as carpet.
4. Set switch on the bottom of the scale for measuring in pounds (lb.) or kilograms (kg).

To Measure Weight

- Step onto the scale and stand still. You will see the display flash “000” for a few seconds before your weight displays.



- Once you step off the scale, the scale will turn off automatically.

Note:

1. If the scale is overloaded, “Err” will appear.



2. “Lo” will appear if batteries are low and need to be replaced.



Facts You Should Know

Your WW scale is a precise measuring instrument that is most accurate when weighing a stationary object. To ensure the most accurate readings, always try to stand on the same area of the scale platform and **DO NOT MOVE**. Should the weight on the scale exceed the scale's capacity, you may see an error message — “Err.”

Electronic sensors are sensitive. Be careful not to drop or jar the scale. Place it gently onto the floor surface, and store where it will be protected from impact. The scale is an electronic instrument and should never be submerged in water. Clean with a damp cloth and/or glass cleaner.

Certain weather conditions can cause an electrostatic discharge when you step on your scale, causing it to temporarily malfunction. If this happens, open battery door, remove batteries, then reinsert batteries. If scale still does not work, replace batteries.

Battery Replacement

In the event that the scale batteries need to be replaced (display will show “Lo”), remove the screw from the battery cover on the bottom of the scale and remove the cover. Replace the old batteries with 3 new AAA alkaline batteries. Clean the battery contacts and also those of the device prior to battery installation. Ensure the batteries are installed correctly with regard to polarity, then replace the battery cover and tighten the screw. Remove used batteries promptly. **Dispose of the old batteries properly. Do not attempt to open the scale or to remove any components. Servicing should be done by qualified technicians only. See warranty information.**

Important Information Concerning Weight Management

Your scale is the best tool for monitoring weight. While not the only measure of weight loss, scales are the most popular method used to gauge weight-loss success. A scale measures the sum of your total body weight.

Body weight fluctuates during the day, and from day to day, depending on a variety of factors:

- Salt and carbohydrate intake can affect the body's water retention.
- A large meal adds weight and can cause water retention.
- Dehydration from exercise, illness, or low fluid intake can result in weight loss.
- Muscle is also a factor. Heavy-duty resistance training can build muscle, which can affect weight.
- The menstrual cycle can cause temporary weight gains and losses.

When You’re Losing Weight

It's important not to put too much stock in the exact number on the scale because it can and will vary. This is especially true when you’re dieting. Small weight gains and losses are common as your body adjusts to fewer calories and more exercise. Your scale is a valuable tool when used to track weight over a period of weeks and months. Be aware that different scales often give different results. The scale at your doctor's office may show one weight, and your scale at home another. So don't get too caught up with a single number.

Don’t Overdo It!

A surefire way to get overly concerned with your weight is to weigh yourself too often. Weigh yourself no more than once a week when you’re dieting. Though it's hard to stick to this pattern, it's the best way to prevent unnecessary concern with normal weight fluctuations, which are unrelated to your weight-loss efforts. Regardless of your weighing habits, it's important that you're consistent.

Here are 5 rules for effectively monitoring your weight. Weigh yourself:

- Once a week, on the same day of the week
- In the same place
- Wearing the same clothes
- At the same time of day
- Using the same scale

To keep track of your weight, record only one number for the week. This will give you a clear picture of any trend your weight is following.

When You’re Maintaining Weight

Fluctuations in day-to-day weight tend to be smaller when weight is stable, so a more frequent weigh-in pattern is helpful. To maintain a stable weight:

- Weigh yourself more often than once a week.
- Use the “5-pound rule” – research shows that people who keep weight within a 5-pound range are more likely to maintain a healthy body weight over the long term.

While a scale can be a useful tool on your weight-loss journey, it's not in and of itself a program for losing weight. Come to a meeting and learn from us the best way to lose and maintain weight. Call 1-800-651-6000 or go to WW.com to find a meeting near you.

Specifications:

Weight Capacity: 400 lb. (182 kg)
Weight Resolution: 0.1 lb. (50 g)
Power Supply: 3 x 1.5V AAA alkaline batteries (included)

Battery Notes:

- Always purchase the correct size and grade of battery most suitable for the intended use.
- Replace all batteries of a set at the same time.
- Do not mix old and new batteries. Do not mix alkaline and standard (carbon-zinc) batteries. Do not use rechargeable (Ni-Cad, Ni-MH, etc.) batteries.
- Clean the battery contacts and also those of the device prior to battery installation.
- Ensure the batteries are installed correctly with regard to polarity (+ and -).
- Remove batteries from a scale that is not to be used for an extended period of time.
- “Lo” will appear on the display if batteries are low and need to be replaced. Remove and replace batteries. When replacing the batteries, make sure you dispose of the old batteries in accordance with applicable regulations. They should be disposed of in a location specifically designated for that purpose so they can be recycled safely and without posing any risk to the environment. Do not burn or bury them.

Battery Safety Information

- 1) This product requires 3 AAA alkaline batteries.
- 2) Since batteries are sensitive to high temperatures, when storing them, keep in a cool, dry place.
- 3) Never recharge non-rechargeable batteries.
- 4) Remove discharged batteries immediately to avoid leakage.
- 5) Never put batteries into a fire.
- 6) Switch off devices after use.
- 7) Keep batteries away from children, especially the batteries that are small enough to ingest.
- 8) If battery is ingested, immediately seek medical attention. The National Battery Ingestion Hotline is available anytime at (202) 625-3333 (call collect if necessary) or call your poison center at (800) 222-1222.
- 9) Never open, crush, puncture or disassemble batteries.
- 10) Dispose of batteries according to any state and local regulations

Recyclable

Alkaline batteries contain various materials that must be recycled and disposed of properly. Do not dispose of in the municipal waste system.

Under various state and local laws, it is illegal to dispose of this battery in the municipal waste stream. The EPA-certified RBRC™ battery recycling seal on the alkaline batteries indicates Conair is voluntarily participating in an industry program to collect and recycle these batteries at the end of their useful life, when taken out of service in the United States or Canada. The RBRC™ program provides a convenient alternative to placing the used alkaline batteries in the trash or the municipal waste stream, which may be illegal in your area. Please call 1-800-8-BATTERY™ for information on alkaline Battery recycling and disposal bans/restrictions in your area. Conair's involvement in this program is part of our commitment to preserving our environment and conserving our natural resources.

Or refer to the Call to Recycle link below for the nearest drop off location

<https://www.call2recycle.org/locator/>

Supplier’s Declaration of Conformity

Brand: WW by CONAIR
Model No.: WW530Z
Description: Bathroom Scale
Responsible Party: Conair LLC, 1 Cummings Point Road,
Stamford CT 06902
(203) 351-9000
Standards: FCC Part 15 Subpart B, ANSI C63.4-2014
Date of Issue: June 16, 2022

FCC Markings: This device complies with Part 15 of the FCC Rules. Operation is subject to the following two conditions: (1) this device may not cause harmful interference, and (2) this device must accept any interference received, including interference that may cause undesired operation.

NOTE: This equipment has been tested and found to comply with the limits for a Class B digital device, pursuant to Part 15 of the FCC Rules. These limits are designed to provide reasonable protection against harmful interference in a residential installation. This equipment generates, uses and can radiate radio frequency energy and, if not installed and used in accordance with the instructions, may cause harmful interference to radio communications. However, there is no guarantee that interference will not occur in a particular installation.

If this equipment does cause harmful interference to radio or television reception, which can be determined by turning the equipment off and on, the user is encouraged to try to correct the interference by one or more of the following measures:

- Reorient or relocate the receiving antenna.
- Increase the separation between the equipment and receiver.
- Connect the equipment into an outlet on a circuit different from that to which the receiver is connected.
- Consult the dealer or an experienced radio/TV technician for help.

Caution: Any changes or modifications not expressly approved by Conair LLC, the manufacturer of this product and the party responsible for compliance, could void the user’s authority to operate the equipment.

This scale is not a toy.

LIMITED TEN-YEAR WARRANTY
(U.S. & CANADA ONLY)

Conair will repair or replace, at our option, your appliance free of charge for 120 months from the date of purchase if the appliance is defective in workmanship or materials.
To obtain service under this warranty, return the defective product to the service center listed, together with your purchase receipt. California residents need only provide proof of purchase and should call 1-800-3-CONAIR for shipping instructions. In the absence of a receipt, the warranty period shall be 120 months from the date of manufacture.

ANY IMPLIED WARRANTIES, OBLIGATIONS, OR LIABILITIES, INCLUDING BUT NOT LIMITED TO THE IMPLIED WARRANTY OF MERCHANTABILITY AND FITNESS FOR A PARTICULAR PURPOSE, SHALL BE LIMITED IN DURATION TO THE 120-MONTH DURATION OF THIS WRITTEN, LIMITED WARRANTY. Some states do not allow limitations on how long an implied warranty lasts, so the above limitations may not apply to you.
IN NO EVENT SHALL CONAIR BE LIABLE FOR ANY SPECIAL, INCIDENTAL, OR CONSEQUENTIAL DAMAGES FOR BREACH OF THIS OR ANY OTHER WARRANTY, EXPRESS OR IMPLIED, WHATSOEVER. Some states do not allow the exclusion or limitation of special, incidental, or consequential damages, so the above limitation may not apply to you. This warranty gives you specific legal rights, and you may also have other rights, which vary from state to state.


Please register this product at register.conair.com


Service Center
Conair LLC
7475 N. Glen Harbor Blvd.
Glendale, AZ 85307


Questions
about your scale?
800-326-6247
www.conair.com





- 

high-visibility
white LED display
- 

tempered
safety glass
- 

weighs up
to 400 lb.

Instructions for Use
To get the greatest benefit from your purchase,
please read this entire brochure before using your scale.
WW530Z